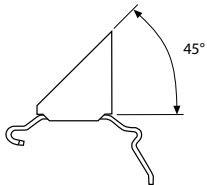
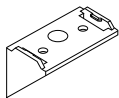


Ausgleichskeil 45°

adapter 45° – Câle de montage 45°



4

 Plissees

Pleated blinds – Stores plissés

Clip Montage mit Ausgleichskeil

Clip mounting with balancing wedge

Montage du clip avec câle de montage

Montage- und Bedienanleitung

Assembly and operating instructions

Notice de montage et mode d'emploi

10 / 2014

technische Änderungen bleiben vorbehalten

subject to technical change

sous réserve de modifications techniques



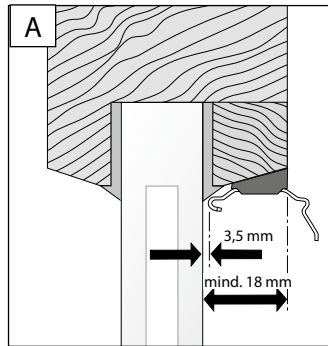
04046046224013

A Montage

Fixation – Montage

CLIP STANDARD MIT AUSGLEICHSKEIL 11° + 15° + 45°

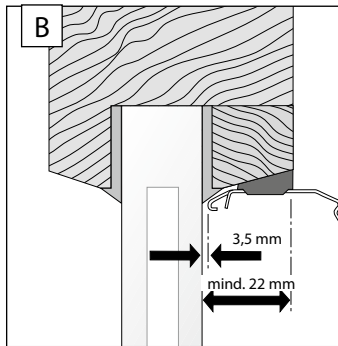
CLIP STANDARD WITH BALANCING WEDGE 11°+15°+45°
CLIP STANDARD AVEC CÂLE DE MONTAGE 11° + 15°+45°



1

F4/EL/K CLIP MIT AUSGLEICHSKEIL 11° + 15° + 45°

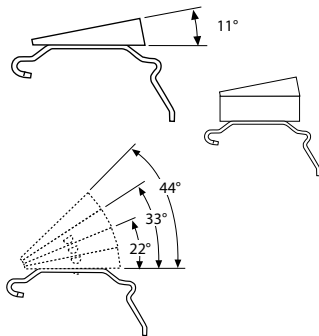
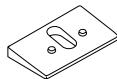
F4/EL/K CLIP WITH BALANCING WEDGE 11°+15°+45°
F4/EL/K CLIP AVEC CÂLE DE MONTAGE 11° + 15°+45°



2

Ausgleichskeil 11°– 44°

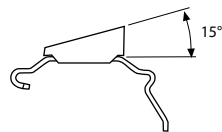
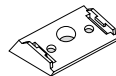
Balancing wedge 11°– 44° – Câle de montage 11°– 44°



3

Ausgleichskeil 15°

Balancing wedge 15° – Câle de montage 15°



4